

---

# Operation Manual

## 12 Lamp Multi-Flo



KINO FLO

L I G H T I N G   S Y S T E M S



# Manual Multi-Flo Operation

Connect cables, lamps or fixtures according to the flow charts on pages 4-6.



The Multi-Flo operates on 120 VAC, 50/60Hz at 13.5 amps or 230 VAC, 50/60 Hz at 6.75 amps.



Turn on the Master power switch. This switch also acts as a thermal breaker. Should the Multi-Flo draw more than 15 amps (120 VAC), 10 amps (230 VAC) or experience a short circuit, the breaker will trip.



12 manual switches control individual lamps that are grouped into three 4-Lamp circuits (A, B, C).

**Red LED** indicates lamp off.

**Green LED** indicates lamp on.



One 2ft/4ft select switch controls the operating current for each 4-Lamp output (A,B,C)

Set selector switch to **4ft** for 4ft lamps and **2ft** for 2ft and 15" lamps.

# DMX Multi-Flo Operation

Connect cables, lamps or fixtures according to the flow charts on pages 4-6.



Any theatrical lighting board with DMX 512 protocol can be used to individually turn **on/off** 12 lamps per Multi-Flo.

Multi-Flos can be jumpered using the IN and OUT ports. As many as 100 Multi-Flos can be jumpered on one chain as long as the DMX cable run remains under 1000 feet or 40 x 25ft DMX cables.

**Note: Do Not** power the Multi-Flo through a dimmer rack



The **DMX Terminate Switch** must be set to open ( **O** ) on Multi-Flos within the DMX chain.

Set to closed ( **I** ) when the Multi-Flo is the last DMX control device in the chain.



## DMX Address

Push the tabs above or below the number window to set the address. ( Valid addresses range from 001 to 512.) The yellow light above the address block will illuminate if a DMX signal is present.

After the DMX address is entered, the Multi-Flo automatically assigns the next 11 addresses to lamps 2 -12. For the sake of simplification it is advisable to select address sequences such as 1, 20, 40, 60, 80 and so on.

**Note:** As soon as a DMX signal is present the LED Lights on the switches turn amber and the **manual control is disabled**.

For more DMX information go to:  
[www.kinoflo.com](http://www.kinoflo.com)



**NOTE: If the Multi-Flo loses its DMX signal it will hold it's last DMX command.** For this reason it is important to turn it off by using the DMX commands. For example if you try to turn off the lights by turning off the dimmer board the lights will remember their last DMX command and stay on. The Multi-Flo requires a DMX "Off" or "Black-out" command in order to turn off.

## 3 X 4 Bank Assembly

The Multi-Flo can run up to three, 4Bank Fixtures or Harnesses. The maximum operating distance for the lamps is 75 feet or three 25 foot head extensions.



# 6 X Double Assembly

The Multi-Flo can run up to 6 Double Fixtures or Harnesses. The maximum operating distance for the lamps is 75 feet or three 25 foot head extensions.

**Note:** The lamp distribution can be divided at the Multi-Flo or at the end of a 4 Bank Extension Cable using a Splitter.



# 12 X Single Assembly

The Multi-Flo can run up to 12 Single Fixtures or Harnesses. The maximum operating distance for the lamps is 75 feet or three 25 foot head extensions.

**Note:** The lamp distribution can be divided at the Multi-Flo or at the end of a 4 Bank Extension Cable using a Splitter.



# Accessories



## Head Extensions

- X16-12 4Bank Extension, 12ft
- X16-25 4Bank Extension, 25ft
- X09-12 Double Extension, 12ft
- X09-25 Double Extension, 25ft
- X04-12 Single Extension, 12ft
- X04-25 Single Extension, 25ft



## Splitters

- X16-A4 4Bank to Single Splitter
- X16-A9 4Bank to Double Splitter



## Harnesses

- HAR-4804 4ft. 4Bank Harness
- HAR-4802 4ft. Double Harness
- HAR-4801 4ft. Single Harness
- HAR-3601 3ft. Single Harness
- HAR-2404 2ft. 4Bank Harness
- HAR-2402 2ft. Double Harness
- HAR-2401 2ft. Single Harness
- HAR-1504 15" 4Bank Harness
- HAR-1502 15" 4Bank Harness
- HAR-1501 15" Single Harness



CFX-4804

### Fixtures

- CFX-4804 4ft 4Bank Fixture
- CFX-4802 4ft Double Fixture
- CFX-4801 4ft Single Fixture
- CFX-2404 2ft 4Bank Fixture
- CFX-2402 2ft Double Fixture
- CFX-2401 2ft Single Fixture
- CFX-1504 15" 4Bank Fixture
- CFX-1502 15" Double Fixture
- CFX-1501 15" Single Fixture



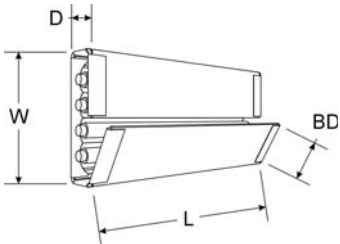
XLR-525

### DMX Cables

- XLR-515 DMX cable 15ft
- XLR-525 DMX cable 25ft

## Fixture Specifications

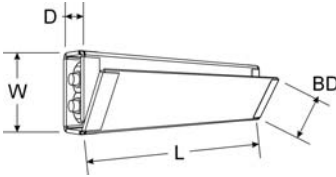
### Kino Flo 4Bank Fixture Dimensions



Fixture Style	Length	Width	Depth	Barndoor Width	Weight w/Lamps
15" 4Bank	18"	13"	3.5"	6.5"	6 lbs
2ft 4Bank	27"	13"	3.5"	6.5"	7.5 lbs
4ft 4Bank	52"	13"	3.5"	6.5"	11.5 lbs

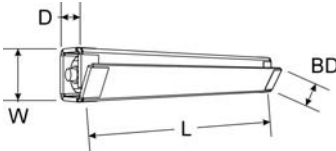


## Kino Flo Double Fixture Dimensions



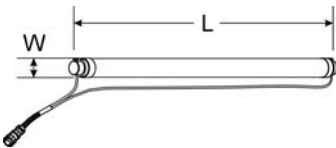
Fixture Style	Length	Width	Depth	Barndoor Width	Weight w/Lamps
15" Double	18"	7.5"	3.5"	6"	3.5 lbs
2ft Double	27"	7.5"	3.5"	6"	4.7 lbs
4ft Double	52"	7.5"	3.5"	6"	7.7 lbs

## Kino Flo Single Fixture Dimensions



Fixture Style	Length	Width	Depth	Barndoor Width	Weight w/Lamps
15" Single	18"	4.5"	3.5"	3.5"	2 lbs
2ft Single	27"	4.5"	3.5"	3.5"	2.7lbs
4ft Single	52"	4.5"	3.5"	3.5"	4.3lbs

## Kino Flo Lamp w/ Harness Dimensions



Lamp Type	Length	Width
15" Medium Bi-Pin	15.5"	1.5"
2ft Med. Bi-Pin	24.5"	1.5"
3ft Med. Bi-Pin	36.5"	1.5"
4ft Med. Bi-Pin	48.5"	1.5"

# Multi-Flo Specifications

**Power requirements:** 120 VAC or 230 VAC 50/60 Hz  
**Amperage:** 13.5 amps at 120 VAC  
6.75 amps at 230 VAC  
**Thermal Breaker:** 15amps 120 VAC,  
10 amps 230 VAC  
**Weight:** 51.5 lbs. / 23.2 Kg  
**Case dimension:** 32" X 21" X 8"  
81.5cm x 53.3cm x 20.5cm  
**Lamp Types:** 15", 2ft, 3ft, 4ft

## Environmental: Disposal of Old Electrical & Electronic Equipment.



This symbol on the product or on its packaging indicates that this product shall not be treated as household waste. This product is made of recyclable materials and should be disposed of in accordance with local and state regulations.

Rev 10-05-2005  
Part No. 3100015