

MG3R Ballast Board

(Part #6800057)



(Side View)



(Front View)

The **MG3R** ballast board replaces all MG series ballast boards. The **MG3R** is to be used as a replacement ballast board for Mega and Mega DMX 4Bank series products. For latest warranty information, see Kino Flo website at www.kinoflo.com.



Shorting Plug



6350014

Shorting plug #6350014 (included with MG3R) must be used on all Non-DMX products.

MG3R with Shorting Plug #6350014

Use shorting plug #6350014 (included with MG3R) with the following Non-DMX products:

**BAL-105-M120, BAL-100-M230
BAL-210-M120, BAL-210-M230
BAL-410-M120, BAL-410-M230**



6350014

MG3R without Shorting Plug #6350014

Remove shorting plug #6350014 for the following DMX products:

BAL-450-M120, BAL-450-M230




6350014

Ballast Board Removal


Mega 4Bank Ballast (BAL-410-M120) is shown for illustration purposes.



1) Remove ten (10) cover screws.




2) Remove AC input, lamp output connector and HO/Std connector.




3) Remove three (3) nuts on each board.

Ballast Board Installation



4) Install new ballast board and three (3) nuts



5) Install AC input, lamp output connector and HO/Std connector.



6) Install ten (10) cover screws.

Environmental: Disposal of Old Electrical & Electronic Equipment.



This symbol on the product or on its packaging indicates that this product shall not be treated as household waste. This product is made of recyclable materials and should be disposed of in accordance with local and state regulations