

MG4R Ballast Board

(Part #6800084)



(Side View)



(Top View)

The **MG4R** ballast board replaces all MG series ballast boards. The **MG4R** is to be used as a replacement ballast board for Mega and Mega 4Bank DMX series products.

For latest warranty information, see Kino Flo website at www.kinoflo.com.



Shorting Plug



6350014

Shorting plug #6350014 (included with MG4R) must be used on all Non-DMX products.

MG4R with Shorting Plug #6350014

Use shorting plug #6350014 (included with MG4R) with the following Non-DMX products:

BAL-105-M120, BAL-100-M230, BAL-115-M230
BAL-210-M120, BAL-210-M230
BAL-215-M120, BAL-215-M230
BAL-410-M120, BAL-410-M230




6350014

MG4R without Shorting Plug #6350014

Remove shorting plug #6350014 for the following DMX products:

BAL-450-M120, BAL-450-M230
BAL-455-M120, BAL-455-M230




Ballast Board Removal & Installation


Mega 4Bank DMX Ballast (BAL-455-M120) is shown for illustration purposes.




1) Remove ten (10) cover screws.




4) Remove lamp output connector.




2)) Remove three (3) nuts on each board.



5) Remove HO/Std connector.



3) Remove AC input connector.



6) Install new ballast board, three (3) nuts, AC input, lamp output and HO/Std connectors. Replace cover with ten (10) cover screws.

Environmental: Disposal of Old Electrical & Electronic Equipment.



This symbol on the product or on its packaging indicates that this product shall not be treated as household waste. This product is made of recyclable materials and should be disposed of in accordance with local and state regulations